


100 Bekende Kinderliedjes

(aangepast voor trompet,bugel,cornet, hoorn & euphonium door Erik Veldkamp)

Abraham had zeven zonen



Ain boer



Alle eendjes zwemmen in het water



Alles in de wind



Altijd is Kortjakje ziek

Musical notation for the song 'Altijd is Kortjakje ziek'. It consists of three staves of music in 4/4 time, starting with a treble clef and a key signature of one sharp (F#). The melody is simple and repetitive, consisting of quarter and eighth notes.

Arabine koeterine


Musical notation for the song 'Arabine koeterine'. It consists of two staves of music in 4/4 time, starting with a treble clef and a key signature of one sharp (F#). The melody is simple and repetitive, consisting of quarter and eighth notes.



Bim Bam Beieren

Musical notation for the song 'Bim Bam Beieren'. It consists of two staves of music in 6/8 time, starting with a treble clef and a key signature of one sharp (F#). The melody is simple and repetitive, consisting of quarter and eighth notes.

Berend Botje

Musical notation for the song 'Berend Botje'. It consists of two staves of music in 4/4 time, starting with a treble clef and a key signature of one sharp (F#). The melody is simple and repetitive, consisting of quarter and eighth notes.

Boer wat zeg je van mijn kippen?**Dat gaat naar Den Bosch toe****Daar kwam een boer uit Zwitserland****Daar reed een man naar Leuven****Daar vaart een man op zee**

Daar was eens een vrouw**Daar wordt aan de deur geklopt****Dag Sinterklaasje****De kikkertjes****De zak van Sinterklaas**



Daar liep een oude vrouw op straat



Daar was laatst een meisje loos



De boer die roert zijn soep



De mosselman**Drie maal drie is negen****Drie kleine kleutertjes****Er is er een jarig****1234 Hoedje van papier**

Groen is gras

Musical notation for the song 'Groen is gras'. It consists of three staves of music in 4/4 time. The first staff contains the first line of the melody, the second staff contains the second line, and the third staff contains the third line. The melody is simple and repetitive, using quarter and eighth notes.

Hansje klein


Musical notation for the song 'Hansje klein'. It consists of two staves of music in 4/4 time. The first staff contains the first line of the melody, and the second staff contains the second line. The melody is simple and repetitive, using quarter and eighth notes.

Hansje Pansje kevertje


Musical notation for the song 'Hansje Pansje kevertje'. It consists of two staves of music in 3/2 time. The first staff contains the first line of the melody, and the second staff contains the second line. The melody is simple and repetitive, using quarter and eighth notes.

Het regent, het regent

Musical notation for the song 'Het regent, het regent'. It consists of two staves of music in 6/8 time. The first staff contains the first line of the melody, and the second staff contains the second line. The melody is simple and repetitive, using quarter and eighth notes.

Heb je wel gehoord van de zeven**Hop Marjanneke****Hop paardje hop****Iene miene mutte****Ik heb m'n wagen volgeladen**

'k Heb een rood, rood spiegelkje



'k Heb een roosje in mijn hand




'k Heb de zon zien zakken



Ik stond laatst voor een poppenkraam



'k Zag twee beren




'k Zou zo graag een ketting rijgen



Ik zou zo graag een koeike kopen



In ied're kleine appel



In Den Haag daar woont een graaf**In een groen groen knollenland****In het bos staat een huisje****In Holland staat een huis**

Jan Huygen in de ton**Jan mijne man wou ruiter worden****Juffrouw, wil je de polka leren****Kleine Anna zat op ene steen****Klein soldaatje, groot soldaatje****Klap eens in je handjes**

Klein klein kleuterje


Musical notation for the song 'Klein klein kleuterje'. It consists of three staves of music in G major (one sharp) and 6/8 time. The melody is simple and repetitive, suitable for young children. The first staff starts with a treble clef and a key signature of one sharp (F#). The second and third staves continue the melody with various note values and rests.

Klein vogelijn

Musical notation for the song 'Klein vogelijn'. It consists of three staves of music in G major (one sharp) and 4/4 time. The melody is more complex than the first song, featuring eighth and sixteenth notes. The first staff starts with a treble clef and a key signature of one sharp (F#). The second and third staves continue the melody with various note values and rests.

Klepperman van eleven

Musical notation for the song 'Klepperman van eleven'. It consists of three staves of music in G major (one sharp) and 4/4 time. The melody is simple and repetitive, suitable for young children. The first staff starts with a treble clef and a key signature of one sharp (F#). The second and third staves continue the melody with various note values and rests.

Lang zal ze leven**Moriaantje zo zwart als roet****Mieke hou je vast****Mieke hou je vast****Maanliedje****Mag ik een trapje hoger gaan**

Nieuwjaarse zoete



Op een klein stationnetje



Op een grote paddestoel



Ozewiezewoze



O dennenboom



O kom er eens kijken

Musical notation for the song "O kom er eens kijken". The piece is written in treble clef with a 3/4 time signature. It consists of five staves of music. The melody is simple and repetitive, featuring quarter and eighth notes. The key signature is one sharp (F#).

O wat zijn we heden blij

Musical notation for the song "O wat zijn we heden blij". The piece is written in treble clef with a 6/8 time signature. It consists of two staves of music. The melody is simple and repetitive, featuring quarter and eighth notes. The key signature is one sharp (F#).

Onder moeders paraplu

Musical notation for the song "Onder moeders paraplu". The piece is written in treble clef with a 4/4 time signature. It consists of two staves of music. The melody is simple and repetitive, featuring quarter and eighth notes. The key signature is one flat (Bb).

Papagaaitje leef je nog?**Parapluitjes parasolletje****Pot met bonen****Poesje mauw****Peperbollen**

Rije rje rje in een wagentje

Musical notation for the song 'Rije rje rje in een wagentje'. It consists of two staves of music in a 3/2 time signature, featuring a melody with eighth and quarter notes.

Roodborstje

Musical notation for the song 'Roodborstje'. It consists of three staves of music in a 4/4 time signature, featuring a melody with eighth and quarter notes.

Schaapje, schapje heb je witte wol

Musical notation for the song 'Schaapje, schapje heb je witte wol'. It consists of two staves of music in a 4/4 time signature, featuring a melody with eighth and quarter notes.

Schipper mag ik overvaren?

Musical notation for the song 'Schipper mag ik overvaren?'. It consists of two staves of music in a 3/2 time signature, featuring a melody with eighth and quarter notes.

Schip moet zeilen




Schuitje varen



Slaap kindje slaap



Sinterklaasje bonnen bonne bonne



Sinterklaas kapoentje



Twee emmertjes water halen

Musical notation for the song 'Twee emmertjes water halen'. It consists of three staves of music in 6/8 time. The first staff contains the first line of the melody. The second staff contains the second line, including a 2/4 time signature change. The third staff contains the third line, ending with a double bar line.

Twee handjes op de tafel


Musical notation for the song 'Twee handjes op de tafel'. It consists of one staff of music in 4/4 time, containing the full melody.


Twee violen en een bas

Musical notation for the song 'Twee violen en een bas'. It consists of two staves of music in 4/4 time with a key signature of one sharp (F#). The first staff contains the first line of the melody, and the second staff contains the second line, ending with a double bar line.

Tussen Keulen en Parijs

Musical notation for the song 'Tussen Keulen en Parijs'. It consists of three staves of music in 6/8 time. The first staff contains the first line of the melody. The second staff contains the second line. The third staff contains the third line, ending with a double bar line.

Varen varen over de baren**Vader Jacob****Wie gaat er mee****We maken een kringetje****Witte zwanen zwarte zwanen**

Zagen, zagen wiedewiedewagen**Zakdoekje leggen****Zachtjes gaan de paardenvoetjes****Zo gaat de molen**